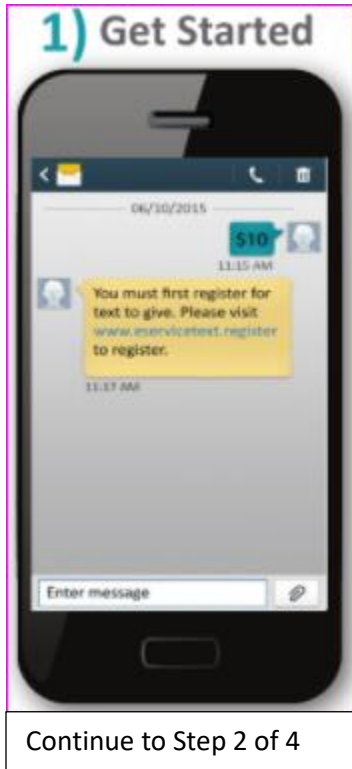


Give by Text Quick Guide

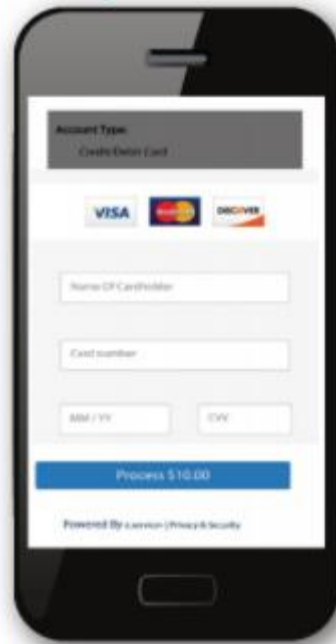


1. Enter **973-832-0618** in the **To:** field of the text screen
2. Enter the amount you wish to donate in **text message** field. Make sure to use the dollar (\$) sign before the amount. If you wish to specify a specific fund, then press the space bar after the donation amount and enter the two letter fund code. For example:
 - ✓ Enter **\$25** (no fund listed) defaults to general operating fund
 - ✓ Enter **\$50 YM** for donation to Youth Mission Fund
3. **Send** Text. After you send the text the message to the left will request you register for payment

Fund Codes:

CM Communion Mission of the Month
AS Denomination Assessment \$84.50/member
DF Deacons Fund
YM Youth Mission
AF Alter Flowers
PI Property Improvement Fund

2) Register



Account Type
Credit/Debit Card

VISA MASTERCARD DISCOVER

Name of Cardholder

Card number

MM / YY CVV

Process \$10.00

Powered By Luvion (HoneyBee)

You will receive a registration link. Click the link and enter your contact and payment information. Click "Process."

Continue to Step 3 of 4

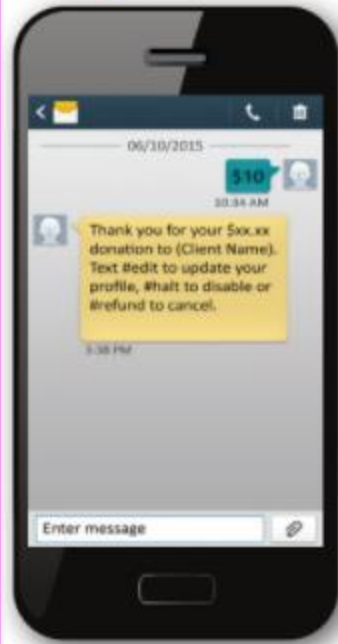
3) Give



After registration is complete, you will receive a verification by text as well as a receipt via email.

Continue to Step 4 of 4

4) Repeat



For future giving, simply send a text with the amount you wish to give and it will process automatically.